

2023

## Diamond's Hidden Gems - Library Tips & Tricks

Diamond R. Williams

*University of Central Florida*, [diamond.williams@ucf.edu](mailto:diamond.williams@ucf.edu)

Find similar works at: <https://stars.library.ucf.edu/lib-docs>

University of Central Florida Libraries <http://library.ucf.edu>

This Brochure is brought to you for free and open access by STARS. It has been accepted for inclusion in Libraries' Documents by an authorized administrator of STARS. For more information, please contact [STARS@ucf.edu](mailto:STARS@ucf.edu).

---

### Recommended Citation

Williams, Diamond R., "Diamond's Hidden Gems - Library Tips & Tricks" (2023). *Libraries' Documents*. 399.  
<https://stars.library.ucf.edu/lib-docs/399>

# **DIAMOND'S HIDDEN GEMS**



## **Library Tips & Tricks**

To new or casual users, the UCF library site can be overwhelming or convoluted, making it difficult to search for materials. We have several online resources to help with this, including video guides and virtual services, but this blog post will provide you with specific tips and tricks to clarify search results and more.

There are also various plug-ins and extensions that can help you with your academic research, something particularly helpful for off-campus students.

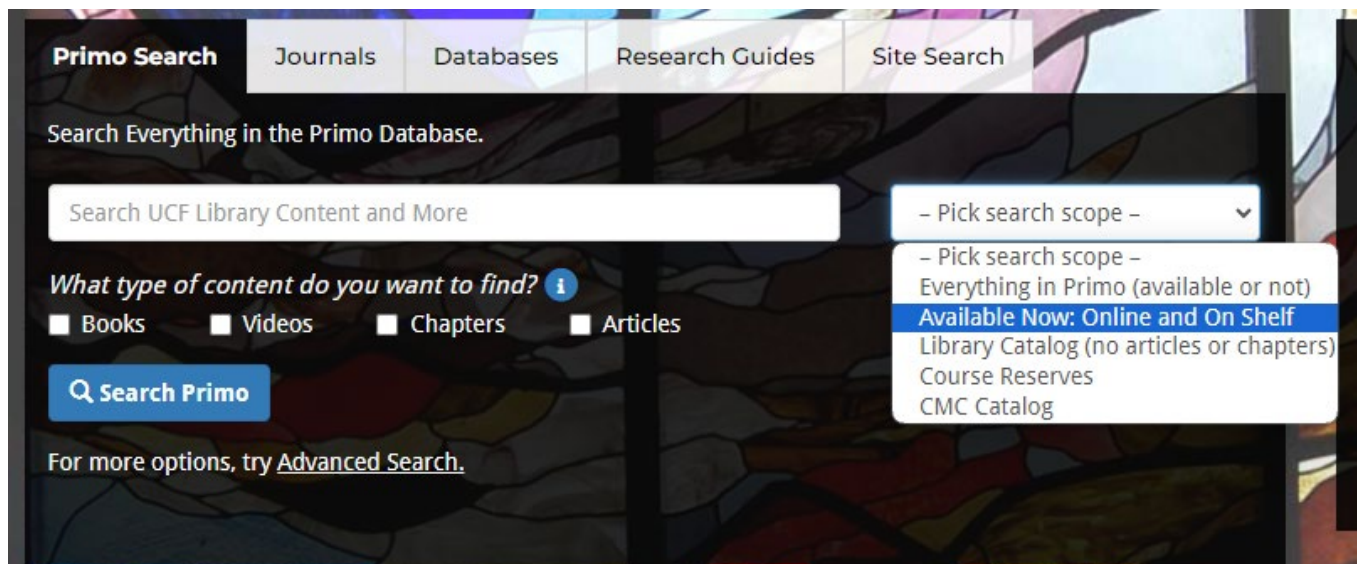
# How to get better results from UCF Libraries

Primo is UCF's library system; it allows you to search almost all the content UCF can access, including e-books, videos, articles, and more. Below is a few tips you can use to improve your experience and increase easy access to materials!

## Tip #1: Select a "search scope"

Primo search interface has 5 scopes of items (including *Everything in Primo (available or not)*, *Available now: Online and On Shelf*, *Library Catalog (no articles or chapters)*, *Course Reserves*, and *CMC Catalog*). If you do not select one, the system defaults to "Everything," which will generate results that could be unowned, which is not useful to your search.

To avoid this, select ***Available now: Online and On Shelf*** to limit results to materials that are accessible to you!

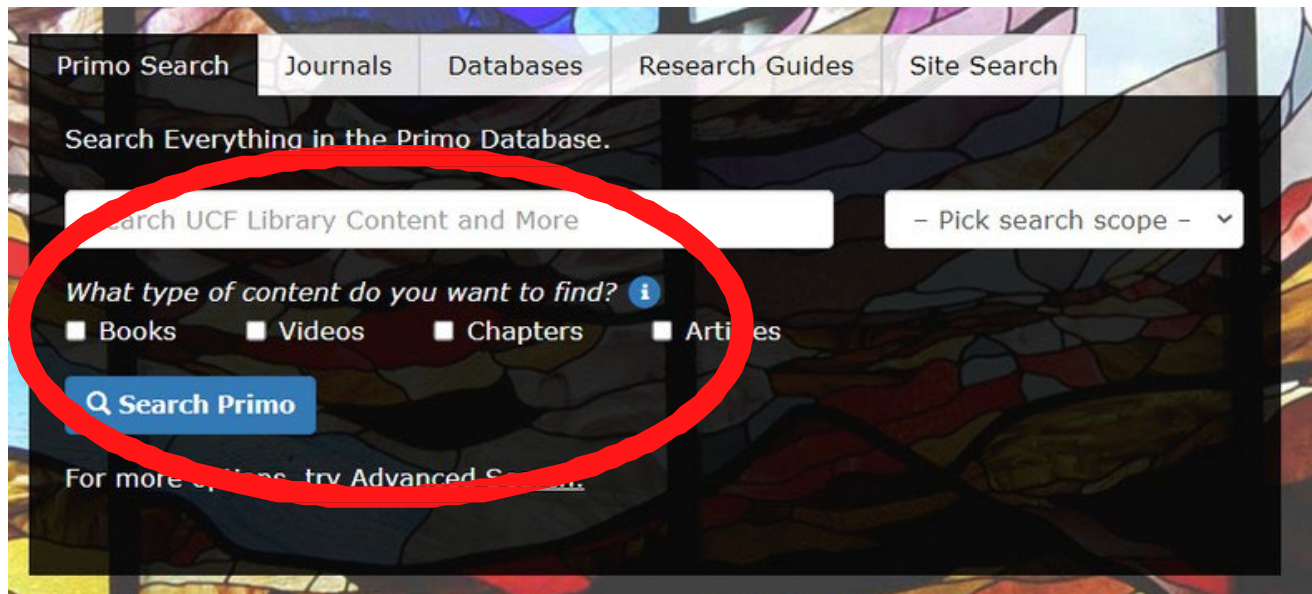


## Tip #2: Select what type of content you are searching for

You can tell Primo if you are looking for books, chapters, videos, or articles. By pre-selecting the type of content you want, you can limit your search results further.

- Books
  - Print and online books
  - Does not include audiobooks
- Videos
- Chapters
- Articles

Select a content type and pick the *Available Now* scope to ensure the materials you find are immediately available.



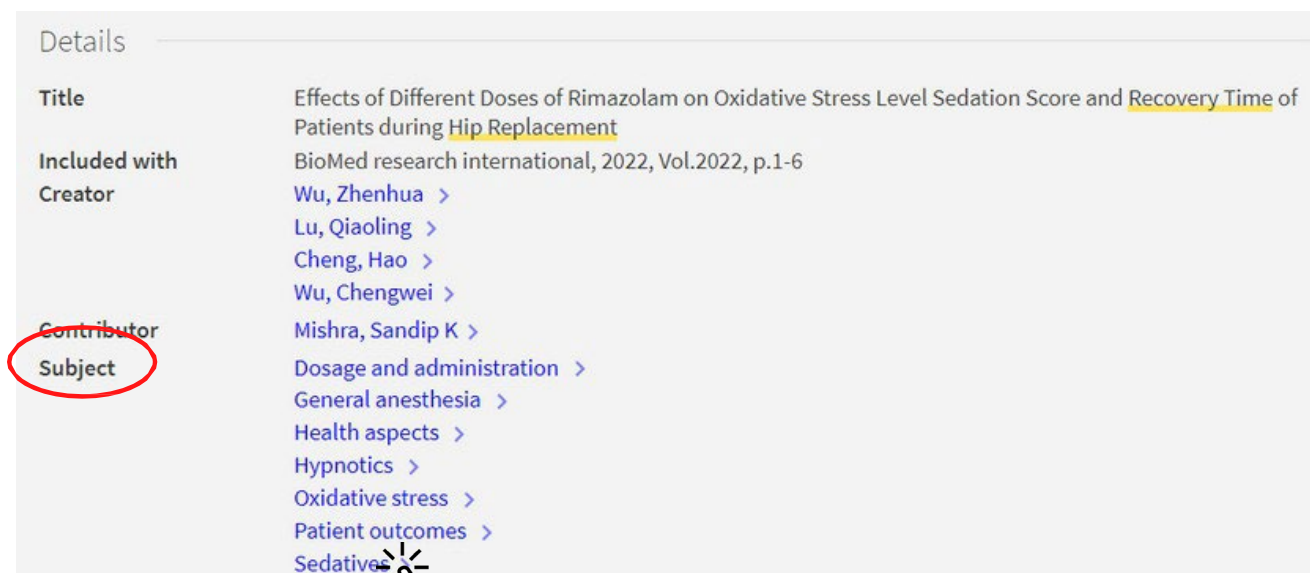
## Tip #3: Use the sidebar filters

When searching for your materials, make sure you use all of the filters available to you, so you do not have to ruffle through hundreds of records!

The sidebar on the left-hand side and the drop-downs under the search bar allow you to specify your search and make the process more efficient. There is even a "Remember Filters" option, so you do not have to re-select all of the filters you had previously.

## Tip #4: Find search parameters

After finding a suitable material, particularly for research, you can use the subjects listed on the record details section of the page to get clarifying information and make future searches easier!



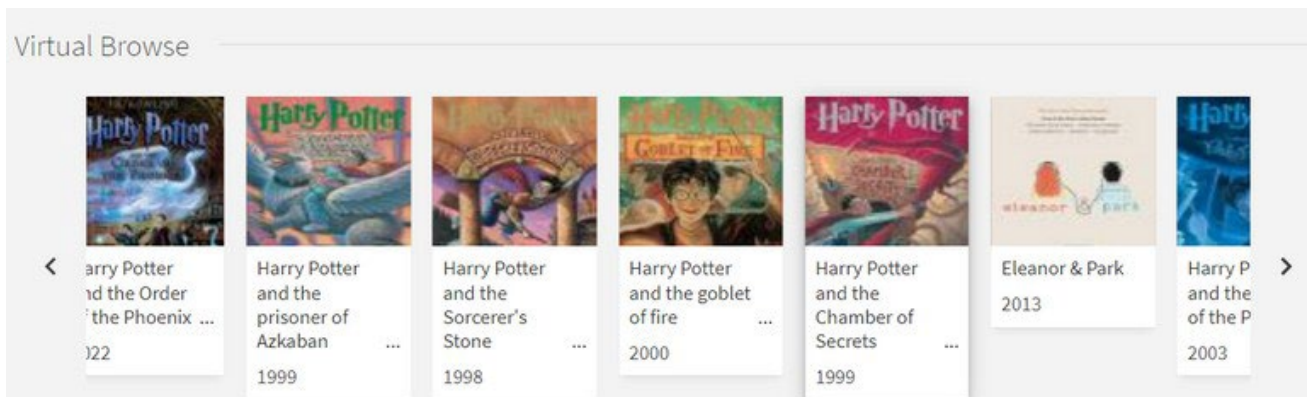
The screenshot shows a 'Details' section of a record. The sidebar on the left lists 'Contributor' and 'Subject'. The 'Subject' label is circled in red. The main content area lists the following subjects: 'Dosage and administration >', 'General anesthesia >', 'Health aspects >', 'Hypnotics >', 'Oxidative stress >', 'Patient outcomes >', and 'Sedatives >'. A hand cursor is pointing to the 'Sedatives >' link.

Details	
Title	Effects of Different Doses of Rimazolam on Oxidative Stress Level Sedation Score and <u>Recovery Time</u> of Patients during Hip Replacement
Included with	BioMed research international, 2022, Vol.2022, p.1-6
Creator	<a href="#">Wu, Zhenhua &gt;</a> <a href="#">Lu, Qiaoling &gt;</a> <a href="#">Cheng, Hao &gt;</a> <a href="#">Wu, Chengwei &gt;</a>
Contributor	<a href="#">Mishra, Sandip K &gt;</a>
Subject	<a href="#">Dosage and administration &gt;</a> <a href="#">General anesthesia &gt;</a> <a href="#">Health aspects &gt;</a> <a href="#">Hypnotics &gt;</a> <a href="#">Oxidative stress &gt;</a> <a href="#">Patient outcomes &gt;</a> <a href="#">Sedatives &gt;</a>



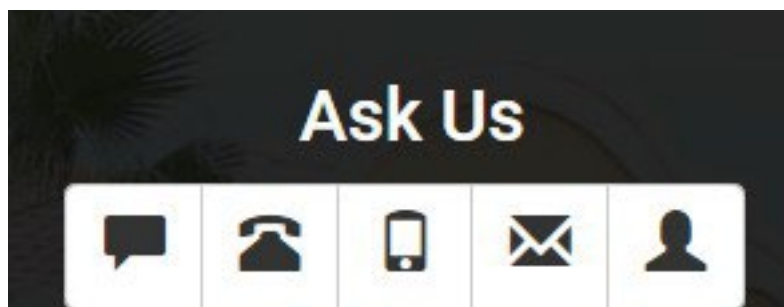
## Tip #5: Virtually Browse

If you've found a suitable book, it may be difficult to find something similar. Since the UCF library doesn't offer much of a physical browsing experience, **you can use the Virtual Browse section to find similar materials.** Keep in mind that the limits/filters you applied prior do not apply to the Virtual Browse section.



## Tip #6: "Ask A Librarian"

If you are not getting results when you expect to, use the "ask a librarian" service to contact UCF librarians. They can provide virtual assistance via phone, chat, text, and email. They have the knowledge and expertise to point you in the right direction, *and* you can contact them six days a week!



There are also various plug-ins and features included in the UCF Libraries site that can help you with your academic research! This is particularly helpful for off-campus students, who may not have access to physical resources.

## **Tip #1: Browser Extensions**

We are all familiar with the struggle of ruffling through Google Scholar to find articles for research papers and then being unable to access them for free. To simplify this process, try installing a browser extension that gives you access through your institution or points you toward a free version! I had the pleasure of speaking with Athena Hoepfner, UCF's Discovery Services Librarian, and she introduced me to two plug-ins you might find useful!

- Open Access Helper
  - After telling the plug-in you are associated with UCF, it allows you to log in using your NID information and "ask your library" for the article!
  - If there is a free version, the plug-in will help you find/access it.
  - \*Does not currently work with Microsoft Edge.
- Unpaywall
  - This plug-in provides a quick visual indicator that you can get material for free.
  - It can be used in tandem with the open-access helper!

## Tip #2: Research-oriented Plug-ins

Athena also introduced me to several plug-ins that help with citations, reference management, and alternative speech options!

- BibltNow!
  - This software collects citation data from websites and formats it into a bibliography
- Mendeley
  - Generates references, citations, and bibliographies in a whole range of journal styles
  - Add papers directly from your browser or import any documents from your desktop
- Zotero
  - Collects, organizes, annotates, and cites research.
- Read-aloud (text to speech)
  - Converts webpage text to audio.
  - Can read PDF, Google Docs, and EPUB

## CONTACT INFORMATION

Thank you for reading this installment of **Diamond's Hidden Gems**. If you have concerns or would like to reach out regarding business inquiries, please email me here:

*diamond.williams@ucf.edu // diamondw722@gmail.com*