
Faculty Scholarship and Creative Works

7-14-2022

Towards Inclusive Metadata: DEI Analysis and Subjects Enhancement for Juvenile Biographies

Sai Deng
University of Central Florida, sai.deng@ucf.edu



Part of the [Cataloging and Metadata Commons](#)

Find similar works at: <https://stars.library.ucf.edu/ucfscholar>





University of Central Florida Libraries <http://library.ucf.edu>

This Other Presentation is brought to you for free and open access by STARS. It has been accepted for inclusion in Faculty Scholarship and Creative Works by an authorized administrator of STARS. For more information, please contact STARS@ucf.edu.

Original Citation

Piasecik, J., Deng, S. & Spyers-Duran, P. (2022). Towards inclusive metadata: DEI analysis and subjects enhancement for juvenile biographies. 2022 Faculty Showcase, University of Central Florida Libraries. Online. July 14, 2022.





Towards Inclusive Metadata: DEI Analysis and Subjects Enhancement for Juvenile Biographies

Jeanne Piascik, Head of Cataloging Services
Sai Deng, Metadata Librarian
Peter Spyers-Duran, Special Formats Cataloger Librarian
University of Central Florida Libraries



“WINDOWS, MIRRORS AND SLIDING GLASS DOORS” THEORY & INCLUSIVE METADATA



Image Source: <https://www.pinterest.com/pin/382665299563414956>

- **Library Activism**
 - “Windows, Mirrors and Sliding Glass Doors” Theory (Bishop, 1990)
 - **Biases in Cataloging & Classification: DDC, LCSH; *Prejudices and Antipathies: A Tract on the LC Subject Heads Concerning People*** (Berman, 1971, 2013)
 - **DEI (Diversity, Equity & Inclusion) and Historically Marginalized communities**
- **Towards Inclusive Metadata: DEI Considerations**
 - **Racial Considerations:** Include racial identities for all people (Dean, 2019)
 - **Ethical and Cultural Considerations:** Be more precise, less prejudicial (Biswas & Hallyburton, 2020)
 - **Gender Considerations:** Respect (gender) identity; Record information about gender as the person self-identifies and explicitly discloses, taking information from readily and publicly available sources... (Billey et al., 2016)
 - **Other Considerations:** Describing Disability, Multilingual Metadata & Access...
 - Inclusive Metadata & Conscious Editing Resources List (SSDN Metadata Working Group, 2020)
 - **Cases & Approaches for Reparative Editing:** statement acknowledging bias, use less neutral phrasing, provide context for description, use precise names... (SSDN, 2022)

Analyzing and Enhancing Juvenile Biography Subjects for DEI

- **Analyzing and Enhancing Juvenile Biography Subject Headings for EDI at the UCF Curriculum Materials Center (CMC), 2021-2022**
 - **Juvenile Biography Collection Audit:** 952 books, subject heading analysis for bias, enhance headings based on EDI/DEI principles
 - **Team:** Peter Spyers-Duran, Sai Deng & Jeanne Piascik (Cataloging), Amy Dovydaitis (CMC), Kristine Shrauger (ILL), Diamond Williams (Student)

- **Methodology**

- Collection audit survey designed by librarians using Qualtrics, 39 Survey Questions
- Student worker answered survey questions and inputted data
- Survey data exported and compiled in Excel for statistical analysis, textual analysis & subject heading enhancement by librarians
- Subject headings (local subjects/LCSH/LCDGT/Homosaurus with gender, race/ethnicity or nationality info) added to records in Alma with MarcEdit and Alma Import Profile

Survey Results: Statistical & Textual Analyses

What <u>gender</u> is being reported in the LCSH?	Percent	Number
Male	4.20%	40
Female	28.96%	276
LGBTQA+	0.21%	2
Not reported	66.63%	635
Total Records	100.00%	953

What gender is being reported in the non-LCSH?	Percent	Number
Male	2.31%	22
Female	17.31%	165
LGBTQA+	0.00%	0
Not reported	80.38%	766
Total Records	100.00%	953

If gender is NOT listed in either the LCSH or the non-LCSH, what do you determine the gender to be?	Percent	Number
Male	55.88%	532
Female	9.66%	92
It was reported	34.45%	328
Total	100.00%	952

<u>Race</u> mentioned in LCSH	Percent	Number
Asian / Pacific Islander	0.32%	3
Black / African American	19.22%	183
Biracial / Multiracial	0.21%	2
Latinx / Hispanic	0.21%	2
Middle Eastern / North African	0.00%	0
Native American / First Nations / Alaska Native	1.89%	18
White / Caucasian	0.00%	0
Not reported	78.15%	744
Total	100.00%	952

Race determined from any source	Percent	Number
Asian / Pacific Islander	4.80%	46
Black / Brown / African American	25.44%	244
Biracial / Multiracial	0.73%	7
Latinx / Hispanic	6.05%	58
Middle Eastern / North African	0.73%	7
Native American / First Nations / Alaska Native	3.44%	33
White / Caucasian	53.18%	510
Undetermined	5.63%	54
Total		959

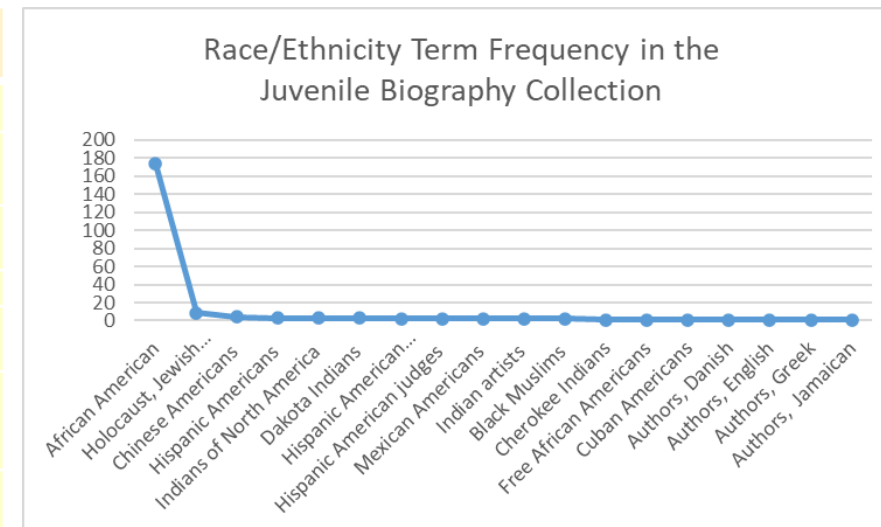


Figure: Race/Ethnicity Term Frequency in the Juvenile Biography Collection (Prior to Audit)

Post Audit Metadata Enhancement, Future Options & Plans

- **Local Headings Added**

- **Gender**

690 \\\$aBiography\$xGender\$xMale\$9local

690 \\\$aBiography\$xGender\$xFemale\$9local

- **Race**

690 \\\$aBiography\$xRace\$xNative American/First Nations\$9local

690 \\\$aBiography\$xRace\$xAsian/Pacific Islander\$9local

- **Race/Ethnicity**

690 \\\$aBiography\$xRace/Ethnicity\$xHispanic American\$9local

690 \\\$aBiography\$xRace/Ethnicity\$xDakota American\$9local

- **Nationality**

690 \\\$aBiography\$xNationality\$xAmerican\$9local

690 \\\$aBiography\$xNationality\$xArgentinian\$9local

- **MARC Field 386 (Author/Creator Characteristics) Added**

- Including ethnicity/cultural group, nationality/regional group and gender group values, e.g., 386 \\\$mEthnic/cultural group:\$neth\$aAfrican Americans\$2lcdgt

- **Homosaurus Terms Added for Records Concerning LGBTQAI+ People**

- Example: 650 \7\$aLGBTQ+ artists\$2homoit

- **Conscious/Reparative Metadata Options**

- Create inclusive local subject headings; Avoid biased LC Subjects (when possible); Submit inclusive terms for consideration as LCSH; Create terms in other platforms (e.g., Wikidata)

- **Future Plans**

- Continue to Promote and Practice DEI/EDI Cataloging; Collaborate with Other Departments for Collection Audit for DEI/EDI; Research on the Impact of Inclusive Metadata for Data Discovery and User Experience