

# Ceiling Fan Blade

7-28-2009

Danny Parker  
*University of Central Florida*

T. Zambrano  
*AeroVironment, Inc.*

Find similar works at: <https://stars.library.ucf.edu/patents>

University of Central Florida Libraries <http://library.ucf.edu>

---

## Recommended Citation

Parker, Danny and Zambrano, T., "Ceiling Fan Blade" (2009). *UCF Patents*. 70.  
<https://stars.library.ucf.edu/patents/70>

This Patent is brought to you for free and open access by the Technology Transfer at STARS. It has been accepted for inclusion in UCF Patents by an authorized administrator of STARS. For more information, please contact [lee.dotson@ucf.edu](mailto:lee.dotson@ucf.edu).



(12) **United States Design Patent**  
**Parker et al.**

(10) **Patent No.:** **US D597,197 S**  
(45) **Date of Patent:** **\*\* Jul. 28, 2009**

- (54) **CEILING FAN BLADE**
- (75) Inventors: **Danny S. Parker**, Cocoa Beach, FL (US); **Thomas Zambrano**, Long Beach, CA (US)
- (73) Assignee: **University of Central Florida Research Foundation, Inc.**, Orlando, FL (US)
- (\*\*) Term: **14 Years**
- (21) Appl. No.: **29/308,978**
- (22) Filed: **Jul. 18, 2008**

6,719,533	B2	4/2004	Bird	
6,733,241	B2	5/2004	Bird	
D491,657	S *	6/2004	Cartwright	..... D23/413
6,884,034	B1	4/2005	Parker et al.	
6,890,155	B2	5/2005	Cartwright	
D510,992	S	10/2005	Bucher	
D516,712	S *	3/2006	Pickett	..... D23/413
D517,685	S *	3/2006	Frampton	..... D23/413
D565,173	S *	3/2008	Bucher et al.	..... D23/413
D575,864	S *	8/2008	Parker et al.	..... D23/413

\* cited by examiner

**Related U.S. Application Data**

- (62) Division of application No. 29/244,044, filed on Dec. 2, 2005, now Pat. No. Des. 575,864.
- (51) **LOC (9) Cl.** ..... **23-04**
- (52) **U.S. Cl.** ..... **D23/413**
- (58) **Field of Classification Search** ..... D23/377, D23/379, 385, 411, 413; 416/5  
See application file for complete search history.

*Primary Examiner*—Lisa P Lichtenstein  
(74) *Attorney, Agent, or Firm*—Brian S. Steinberger; Law Offices of Brian S. Steinberger, P.A.

(57) **CLAIM**

The ornamental design for a ceiling fan blade, as shown and described.

**DESCRIPTION**

FIG. 1 is a perspective bottom rear left view of another ceiling fan blade.

FIG. 2 is a perspective bottom front left view of the novel blade of FIG. 1.

FIG. 3 is a perspective bottom rear right view of the novel blade of FIG. 1.

FIG. 4 is a perspective bottom front right view of the novel blade of FIG. 1.

FIG. 5 is a perspective top view of the novel blade of FIG. 1.

FIG. 6 is a bottom view of the novel blade of FIG. 1.

FIG. 7 is a top view of the novel blade of FIG. 1.

FIG. 8 is a right side view of the novel blade of FIG. 1.

FIG. 9 is a left side view of the novel blade of FIG. 1.

FIG. 10 is a rear end view of the novel blade of FIG. 1; and, FIG. 11 is a front end view of the novel blade of FIG. 1.

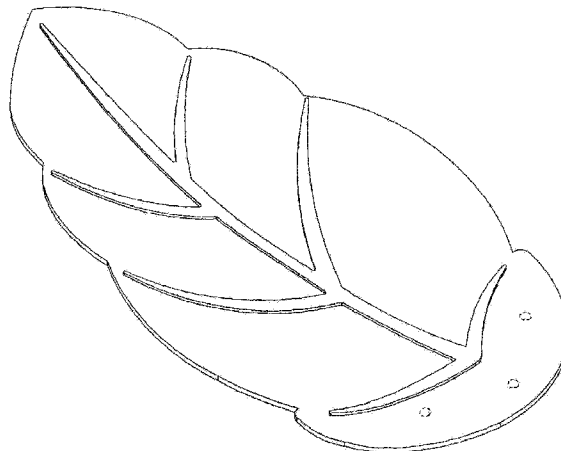
The broken line showing of the mounting holes is included for the purpose of illustrating environmental structure and forms no part of the claimed design.

(56) **References Cited**

**U.S. PATENT DOCUMENTS**

D364,224	S	11/1995	Wang	
D371,838	S	7/1996	Davis, Jr. et al.	
D378,404	S	3/1997	Jaspers-Fayer	
D402,026	S	12/1998	Chuang et al.	
D408,518	S	4/1999	Liu	
D412,571	S	8/1999	Lee	
D414,856	S	10/1999	Zuege	
D421,799	S	3/2000	Zuege	
D422,072	S	3/2000	Blateri	
6,039,541	A	3/2000	Parker et al.	
D443,352	S	6/2001	Lantz	
D451,997	S	12/2001	Schwartz	
D454,636	S	3/2002	Lantz	
D469,950	S	2/2003	Scalise et al.	
D480,471	S	10/2003	Hsieh	
D480,473	S	10/2003	Thomas, Jr.	..... D23/413
D484,233	S	12/2003	Bucher et al.	
6,659,721	B1	12/2003	Parker et al.	
D485,345	S	1/2004	Bucher et al.	
D485,346	S	1/2004	Bucher et al.	
D485,347	S	1/2004	Bucher et al.	
6,719,532	B2	4/2004	Bird	

**1 Claim, 9 Drawing Sheets**



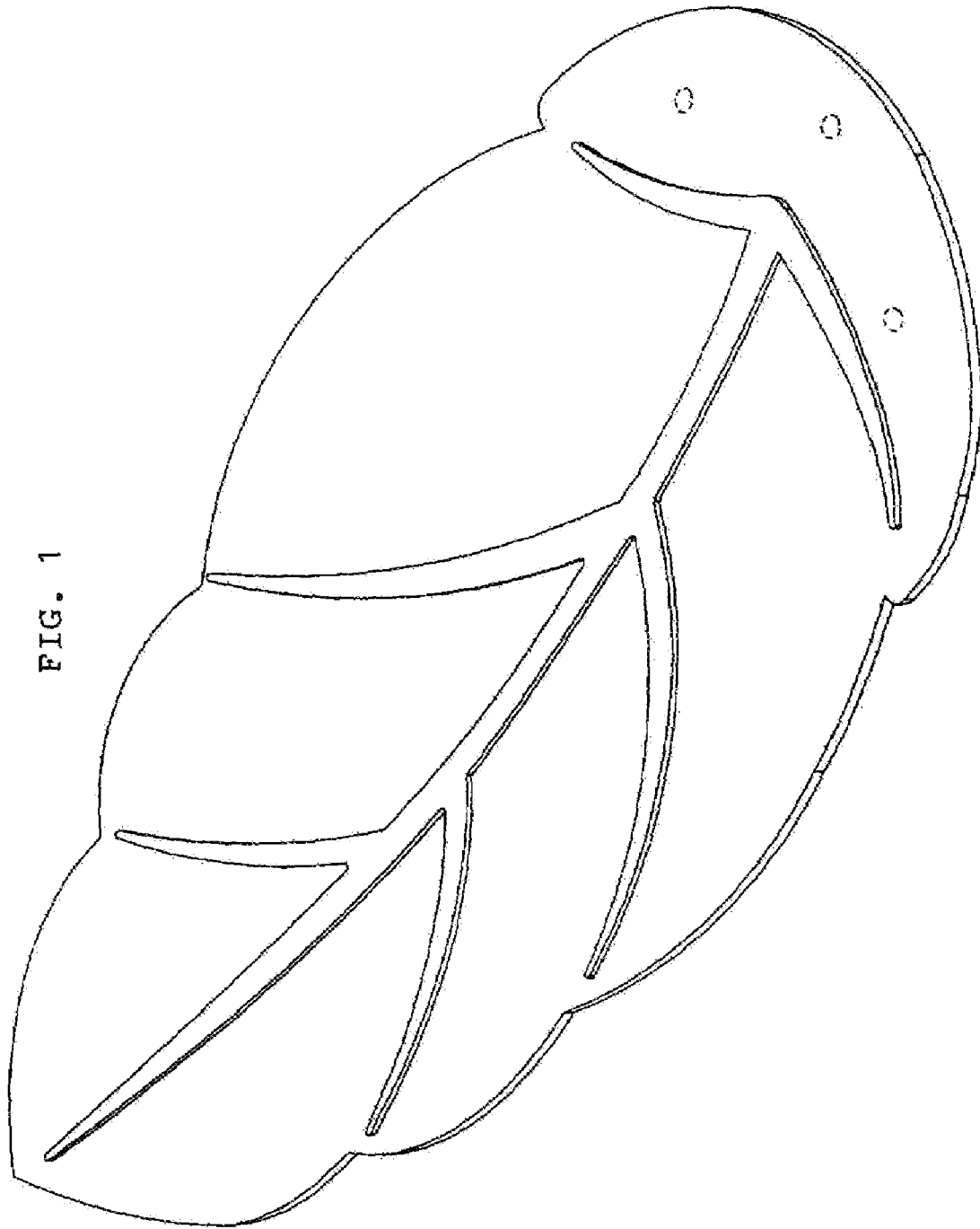


FIG. 1

FIG. 2

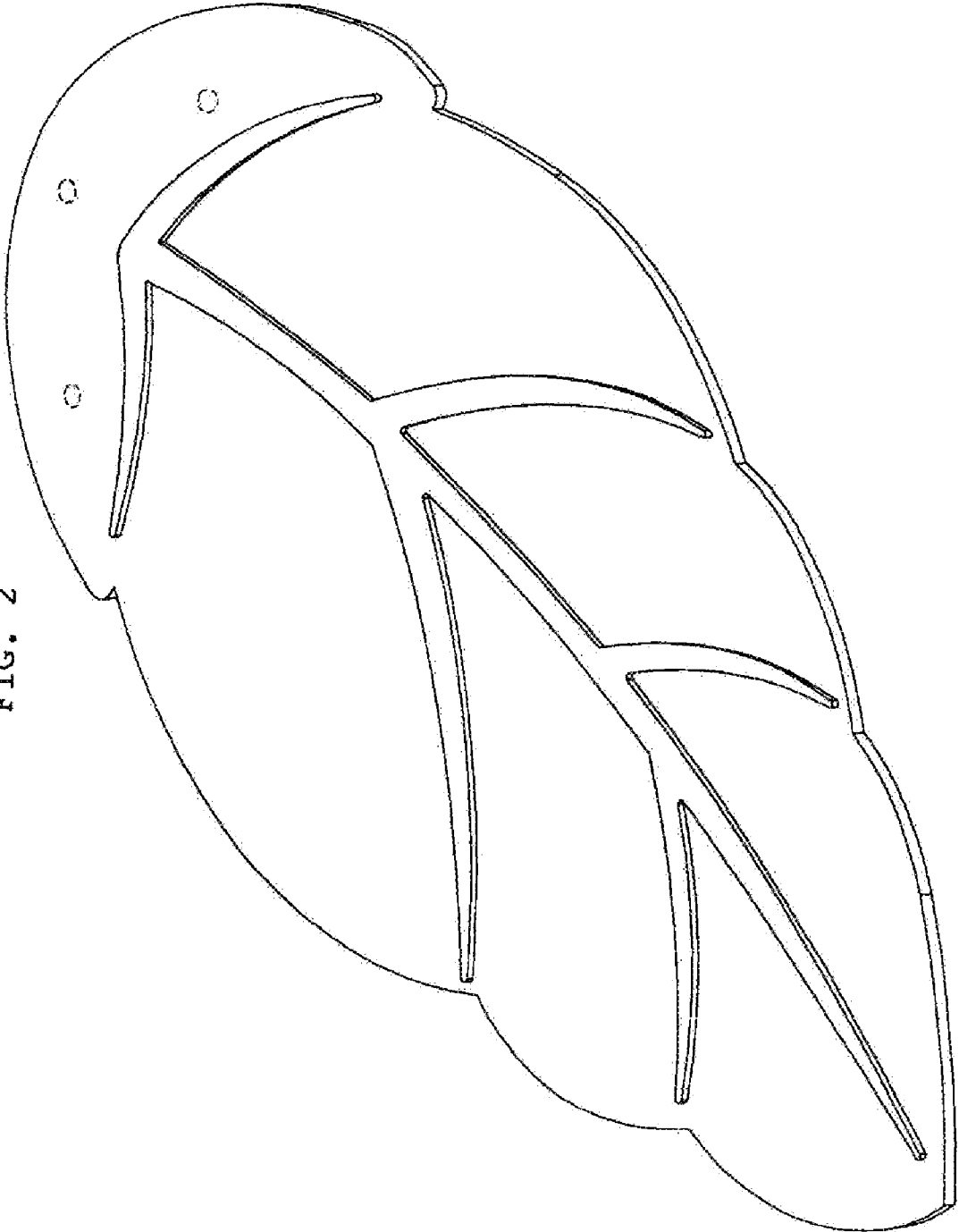


FIG. 3

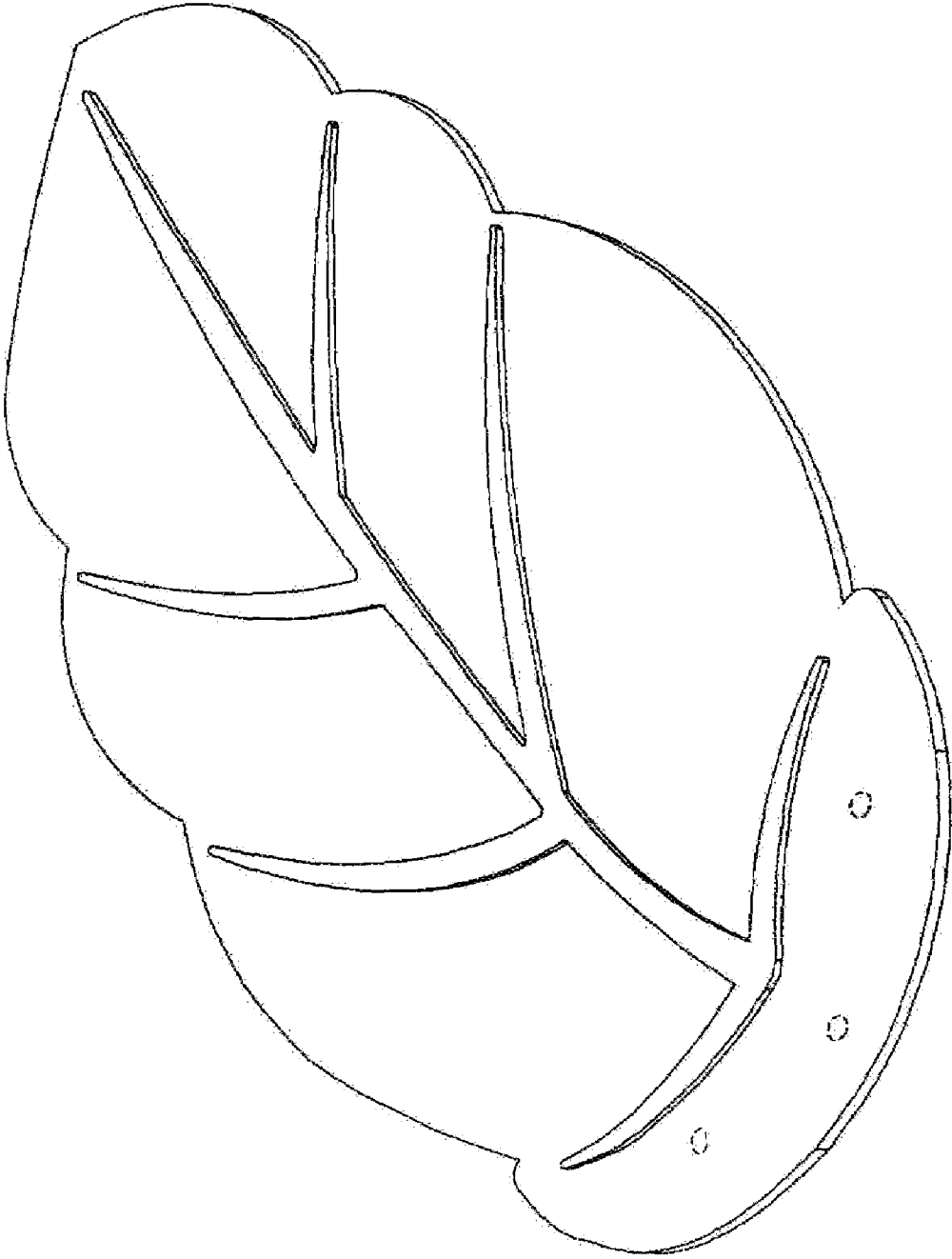


FIG. 4

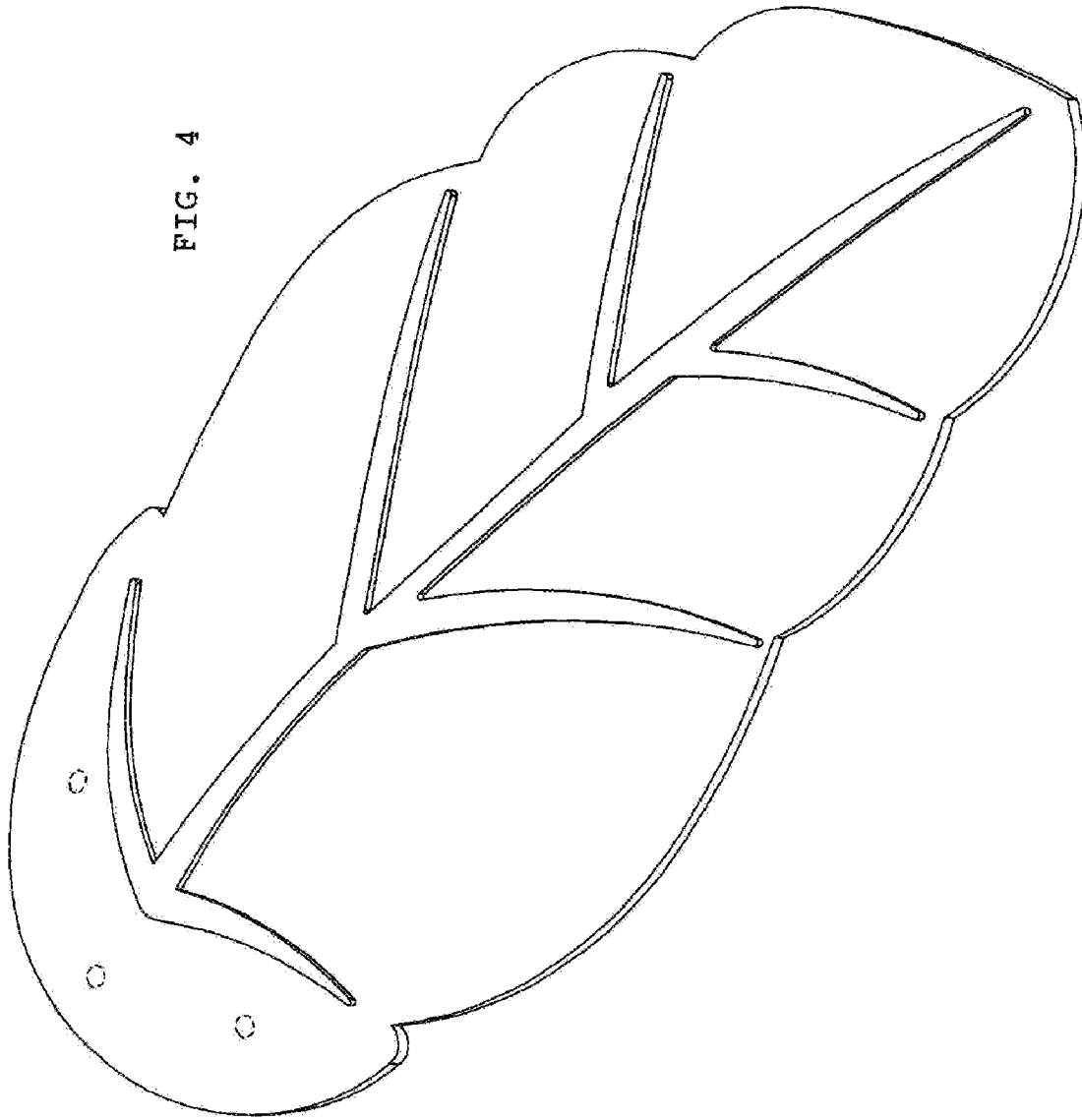


FIG. 5

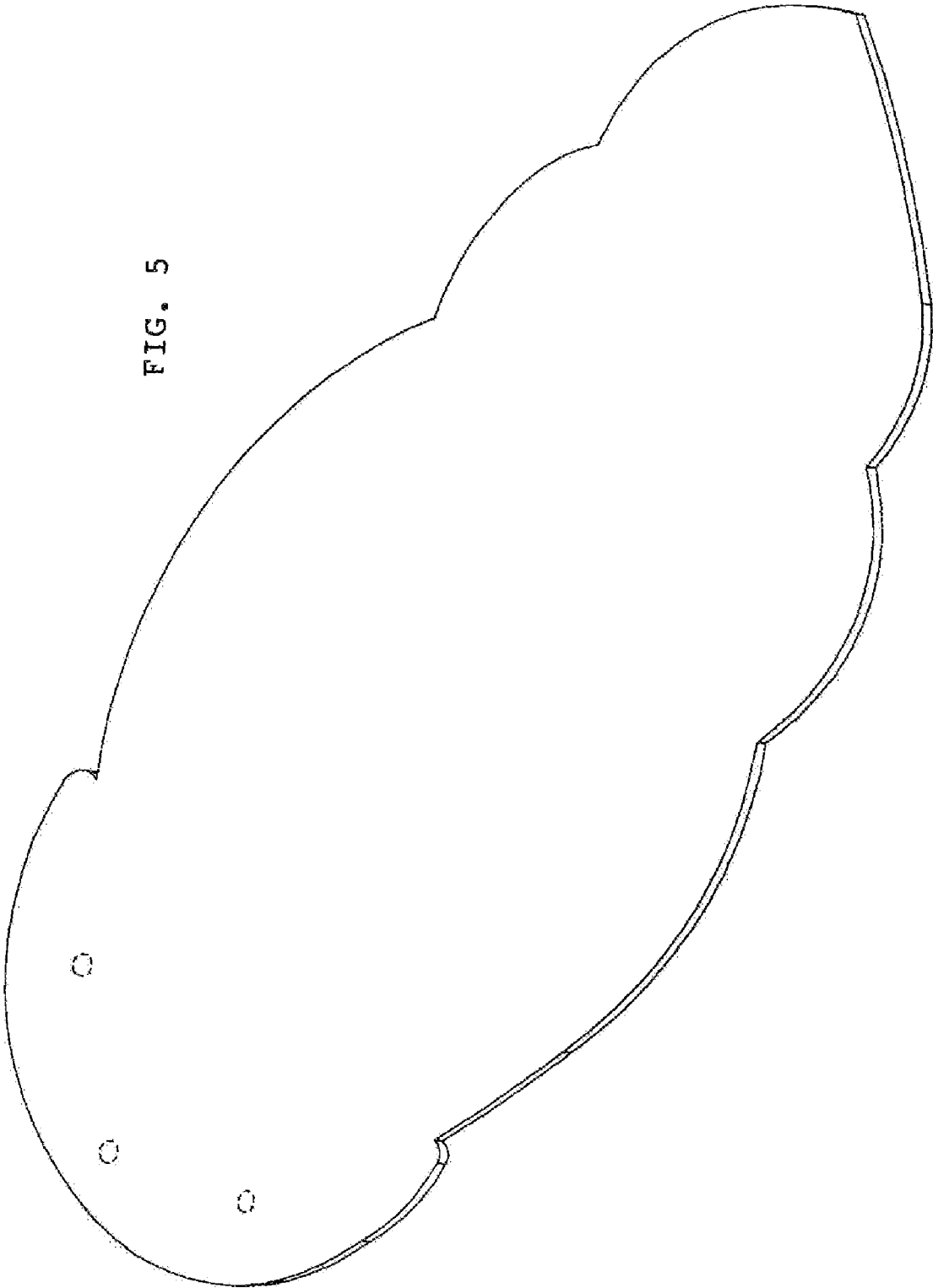


FIG. 6

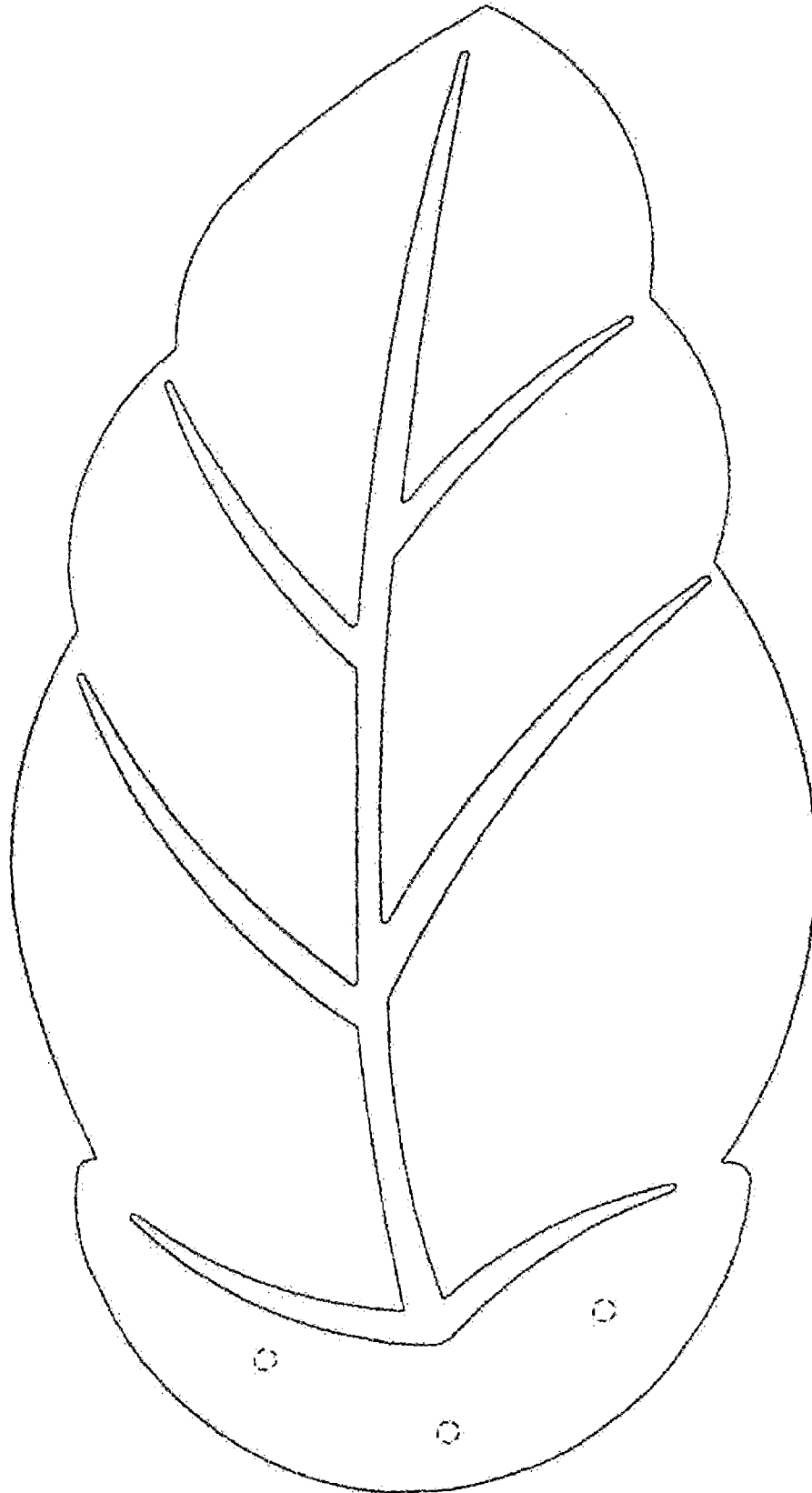




FIG. 7

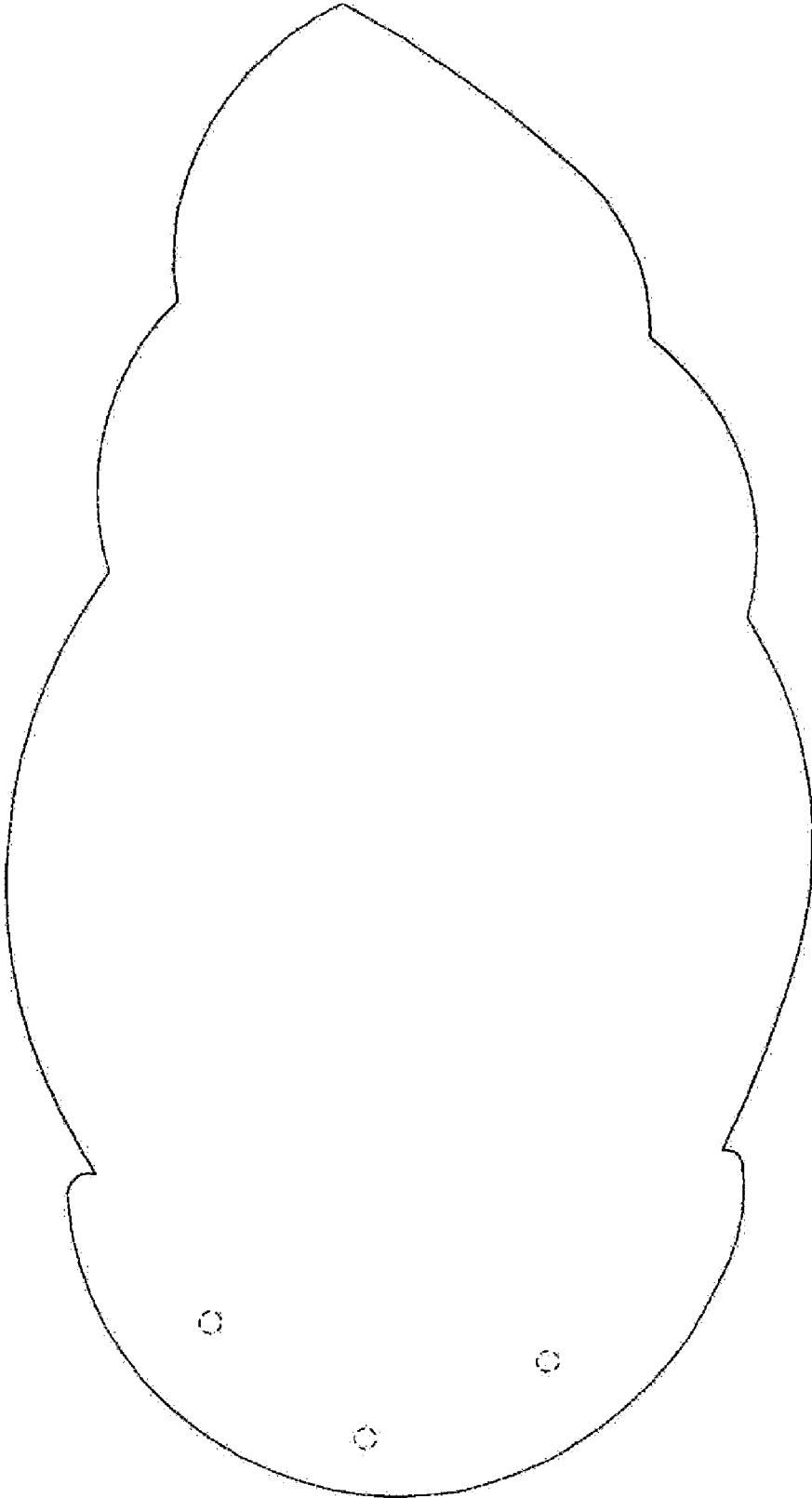


FIG. 8

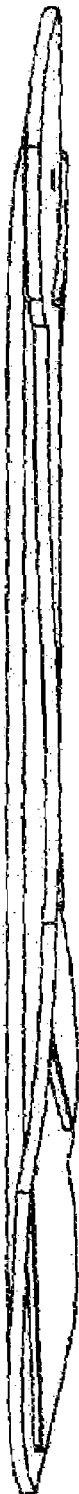


FIG. 9



FIG. 10




FIG. 11

