

High Efficiency Twisted Leaf Ceiling Fan.

2-2-2010

Danny Parker
University of Central Florida

Thomas Zambrano
University of Central Florida

Find similar works at: <https://stars.library.ucf.edu/patents>

University of Central Florida Libraries <http://library.ucf.edu>

Recommended Citation

Parker, Danny and Zambrano, Thomas, "High Efficiency Twisted Leaf Ceiling Fan." (2010). *UCF Patents*. 233.
<https://stars.library.ucf.edu/patents/233>

This Patent is brought to you for free and open access by the Technology Transfer at STARS. It has been accepted for inclusion in UCF Patents by an authorized administrator of STARS. For more information, please contact lee.dotson@ucf.edu.



(12) **United States Design Patent**
Parker et al.

(10) **Patent No.:** **US D609,329 S**
(45) **Date of Patent:** **** Feb. 2, 2010**

(54) **HIGH EFFICIENCY TWISTED LEAF
CEILING FAN**

D480,471 S 10/2003 Hsieh
D480,473 S 10/2003 Thomas, Jr.
D484,233 S 12/2003 Bucher et al.
6,659,721 B1 12/2003 Parker et al.
D485,345 S 1/2004 Bucher
D485,346 S 1/2004 Bucher et al.
6,719,532 B2 4/2004 Bird
6,719,533 B2 4/2004 Bird

(75) Inventors: **Danny S. Parker**, Cocoa Beach, FL
(US); **Thomas Zambrano**, Long Beach,
CA (US)

(73) Assignee: **University of Central Florida Research
Foundation, Inc.**, Orlando, FL (US)

(**) Term: **14 Years**

(21) Appl. No.: **29/314,574**

(Continued)

(22) Filed: **Apr. 10, 2009**

Primary Examiner—Lisa P Lichtenstein
(74) *Attorney, Agent, or Firm*—Brian S. Steinberger; Law
Offices of Brian S. Steinberger, P.A.

Related U.S. Application Data

(62) Division of application No. 29/308,978, filed on Jul. 8,
2008, now Pat. No. Des. 597,197, which is a division of
application No. 29/244,044, filed on Dec. 2, 2005, now
Pat. No. Des. 575,864.

(57) **CLAIM**

The ornamental design for a high efficiency twisted leaf ceiling fan, as shown and described.

(51) **LOC (9) Cl.** **23-04**

(52) **U.S. Cl.** **D23/411**

(58) **Field of Classification Search** D23/377,
D23/379, 385, 411, 413; 416/5

See application file for complete search history.

DESCRIPTION

FIG. 1 is a bottom perspective view of a ceiling fan with the above novel twisted blades.

FIG. 2 is a top perspective view of the ceiling fan with novel blades of FIG. 1.

FIG. 3 is a side perspective view of the ceiling fan with novel blades of FIG. 1.

FIG. 4 is a bottom view of the ceiling fan with novel blades of FIG. 1; and,

FIG. 5 is a top view of the ceiling fan with novel blades of FIG. 1.

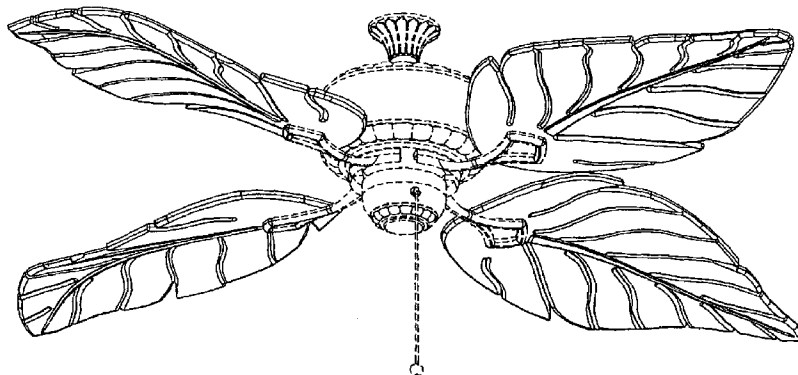
The broken lines showing mounting holes in FIGS. 1–5 are for illustrative purposes and form no part of the claimed design, and the broken lines showing a ceiling mounting cap, motor housing, canopy and pull chain in FIGS. 1–5 are for illustrative purposes and form no part of the claimed design.

(56) **References Cited**

U.S. PATENT DOCUMENTS

D364,224 S 11/1995 Wang
D371,838 S 7/1996 Davis, Jr. et al.
D378,404 S 3/1997 Jaspers-Fayer
D402,026 S 12/1998 Chuang et al.
D408,518 S 4/1999 Liu
D412,571 S 8/1999 Lee
D414,856 S 10/1999 Zuege
D421,799 S 3/2000 Zuege
D422,072 S 3/2000 Blateri
6,039,541 A 3/2000 Parker et al.
D443,352 S 6/2001 Lantz
D451,997 S 12/2001 Schwartz
D454,636 S 3/2002 Lantz
D469,950 S 2/2003 Scalise et al.

1 Claim, 5 Drawing Sheets



US D609,329 S

Page 2

U.S. PATENT DOCUMENTS

6,733,241 B2 5/2004 Bird
D491,657 S 6/2004 Cartwright
6,884,034 B1 4/2005 Parker et al.
6,890,155 B2 5/2005 Cartwright
D510,992 S 10/2005 Bucher

D516,712 S 3/2006 Pickett
D517,685 S 3/2006 Frampton
D565,173 S 3/2008 Bucher et al.
D575,864 S * 8/2008 Parker et al. D23/413
D597,197 S * 7/2009 Parker et al. D23/413

* cited by examiner

FIG. 1

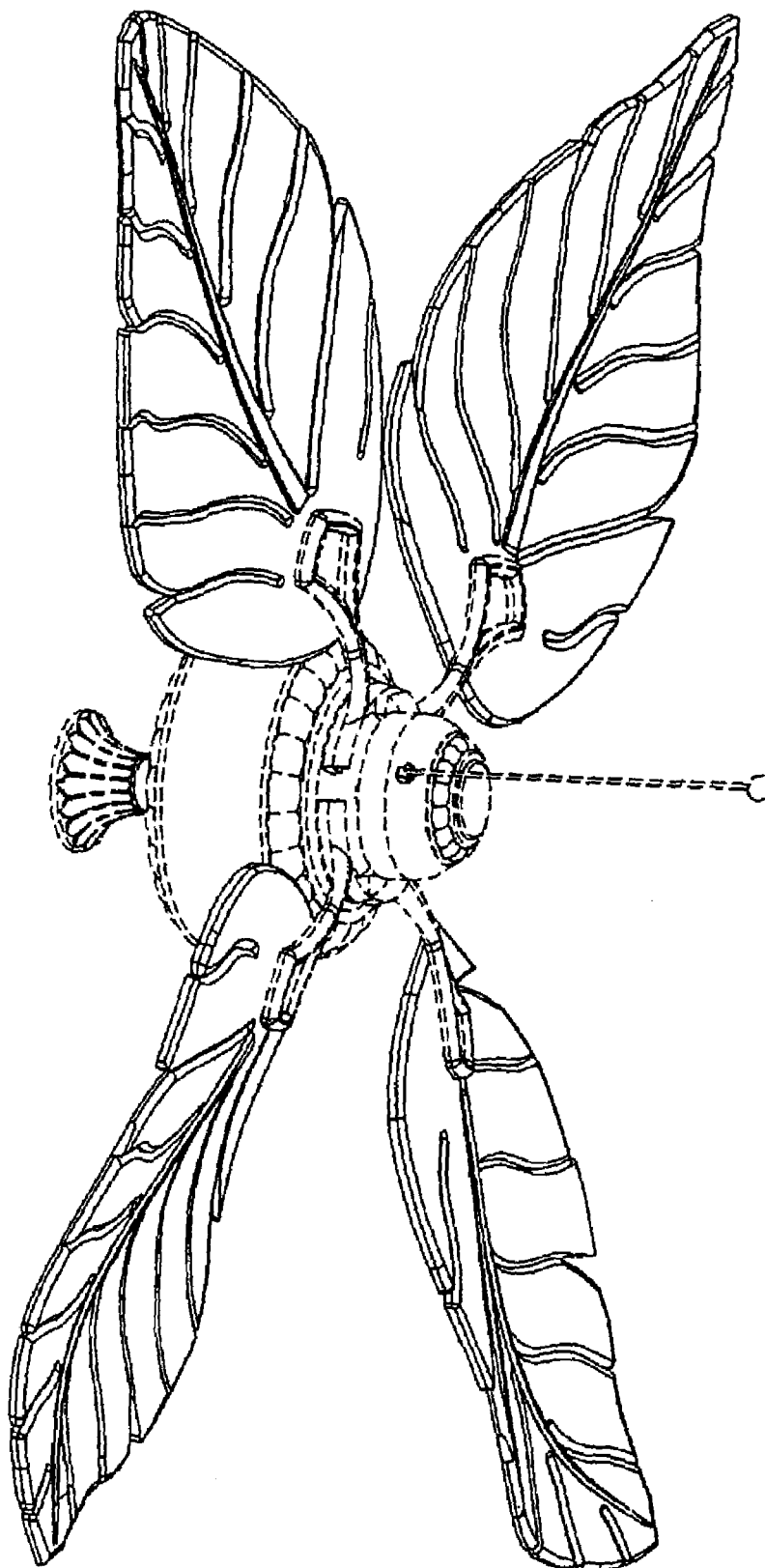


FIG. 2

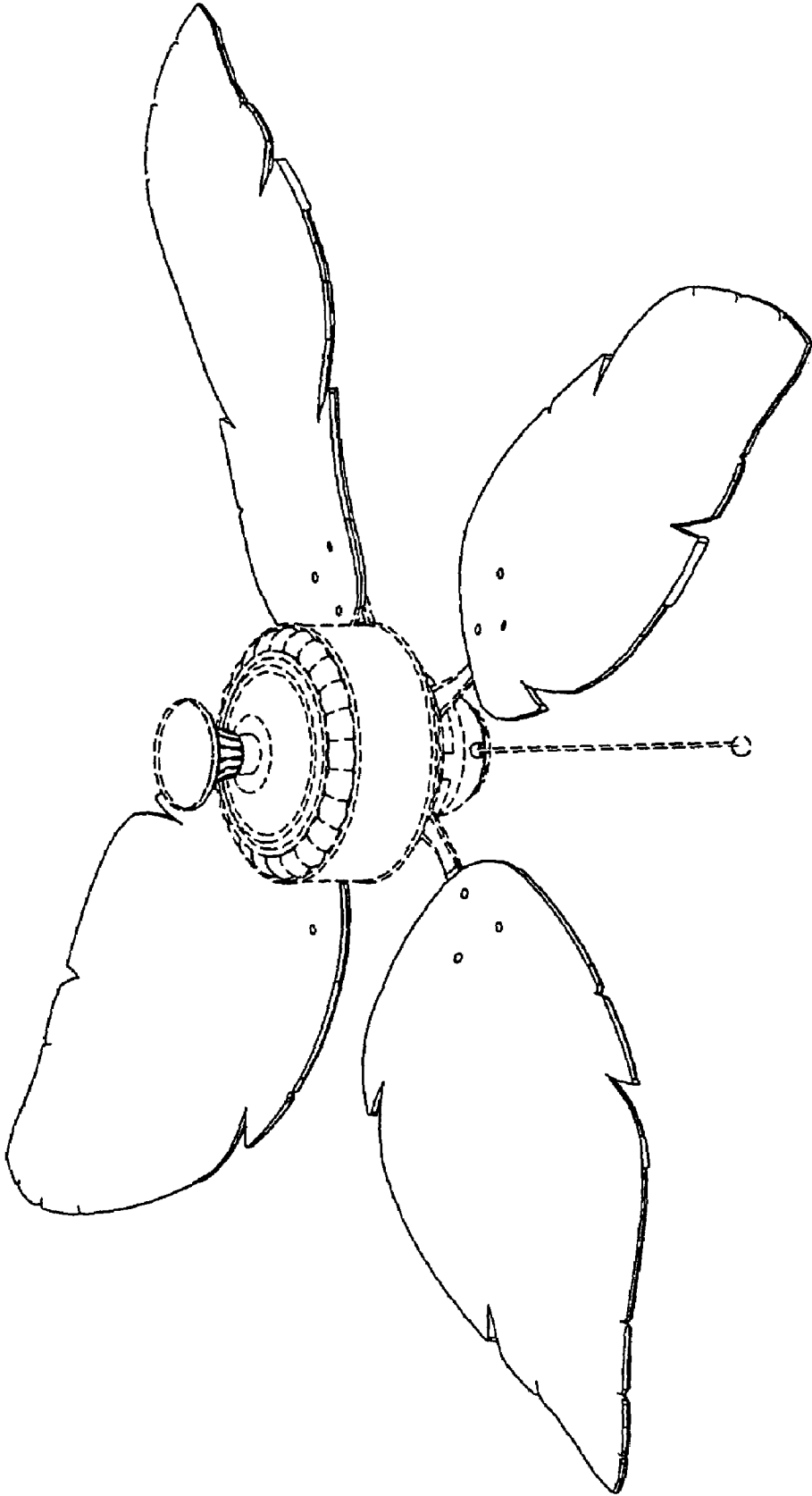
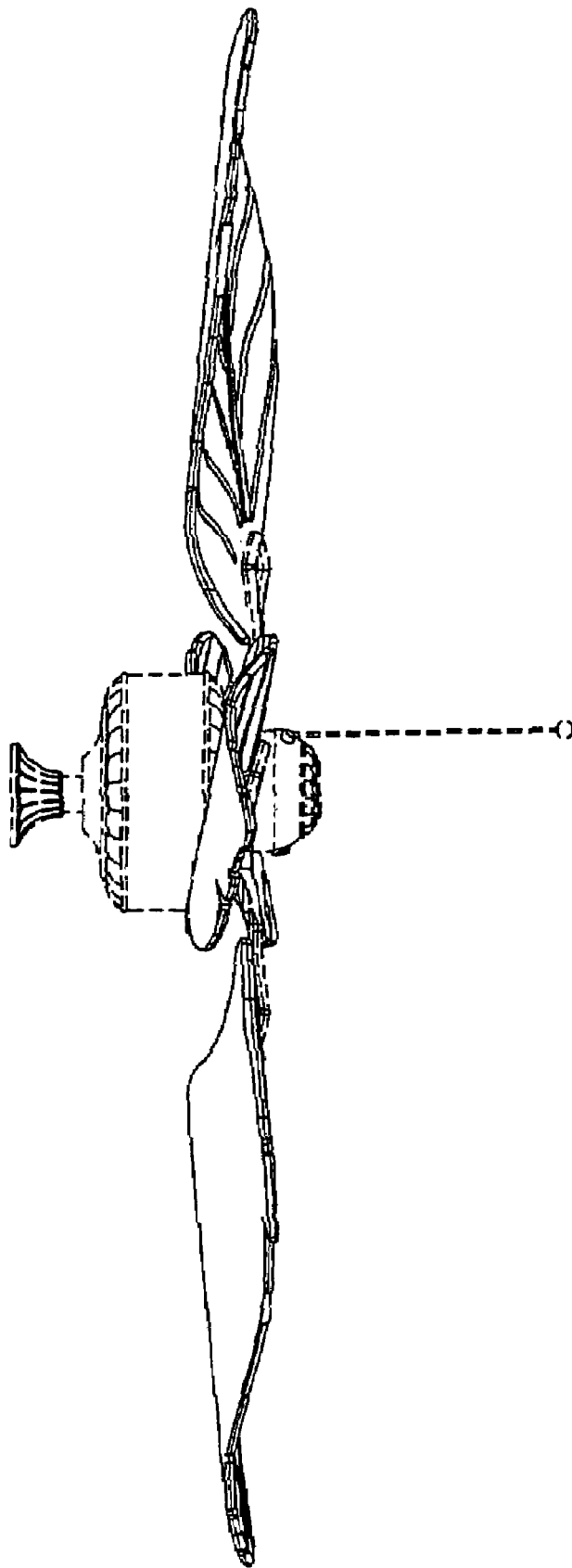


FIG. 3






FIG. 4

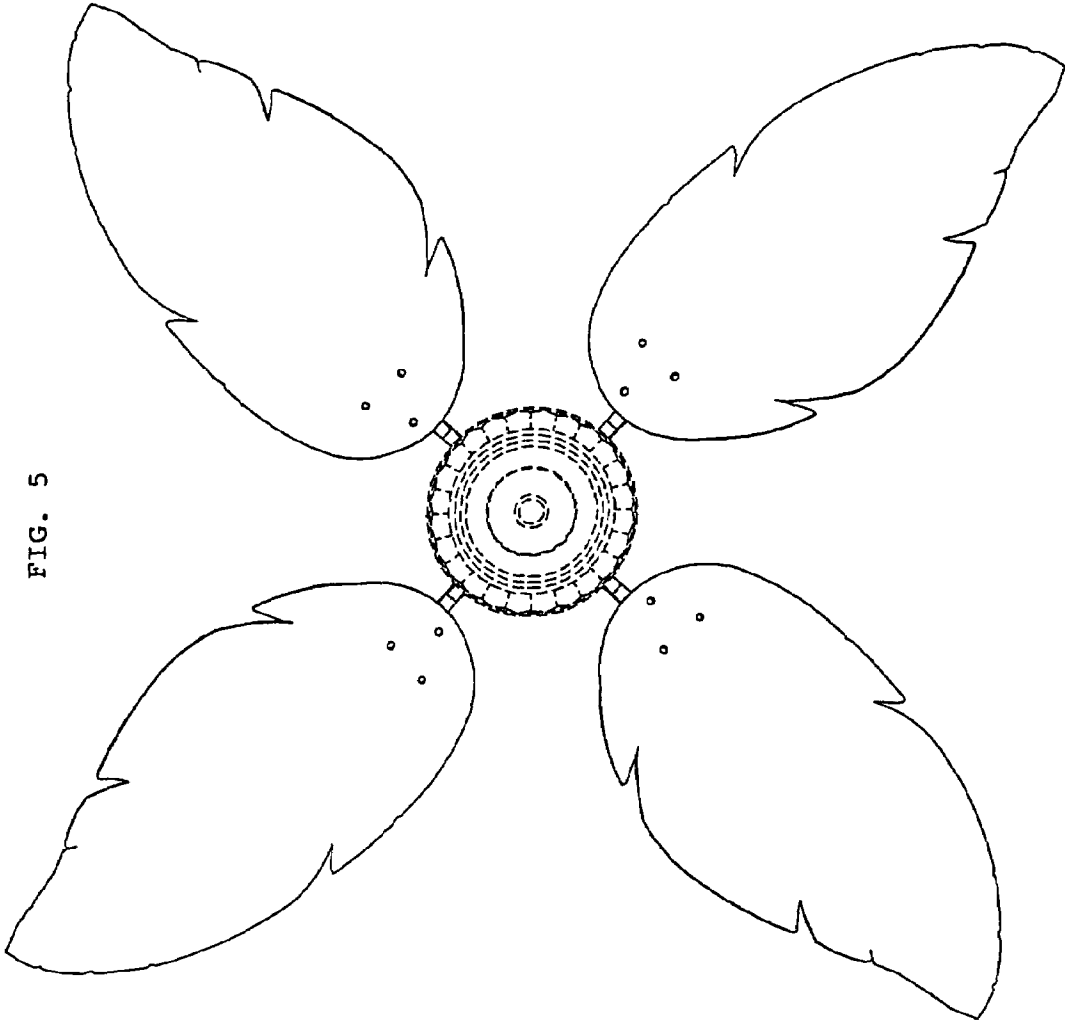


FIG. 5